



Webinar in Radiology

Gd-EOB-DTPA Liver-Specific Contrast Agent

An educational path to optimize the use of the liver-specific contrast agent in MRI on the study of different patients

Speakers

Luigi Grazioli - Scientific Supervisor

Radiology Department, Spedali Civili di Brescia,
University of Brescia, Italy

Riccardo Faletti - Radiologist

Department of Surgical Sciences, Università di Torino
(University Radiology), Italy


AGENDA*

Contrast media in MRI: focus on Gd-EOB-DTPA and study protocols

May 21st Thur • 18:00 (Singapore time)

To participate to the webinar

https://bit.ly/webMay21_2020




Metastatic lesions

Oct 13th Tue • 17:00 (Singapore time)

To participate to the webinar

https://bit.ly/webOctober13_2020




Benign incidental lesions

Jun 23th Tue • 17:00 (Singapore time)

To participate to the webinar

https://bit.ly/WebJune23_2020




Imaging: functional alterations (Gd-EOB-DTPA)

Dec 1st Tue • 17:00 (Singapore time)

To participate to the webinar

https://bit.ly/webDecember1_2020




Nodules in the cirrhotic patient

Aug 4th Tue • 18:00 (Singapore time)

To participate to the webinar

https://bit.ly/webAugust4_2020



CME/CPD Accreditations:

- Hong Kong College of Radiologists – 1.5 points (Cat. A) each webinar
- Hong Kong Radiographers' Association – 1.5 CPD points each webinar
- The Hong Kong Radiological Technologists' Association – 1.5 CPD points each webinar

For CME/CPD accreditation purpose, please fill in your HKCR/ HKRA/ HKRTA registered FULL NAME during ZOOM registration

Sntesi
InfoMedica

Organized by:
Sintesi InfoMedica srl
Via Brembo, 27 - 20139 Milano
tel (+39) 02566651
info@sintesiinfomedica.it

With an unconditional grant from

